



District Report Card: 2017


State: Jharkhand	District: Ranchi
Class: 5	Subject: Language
Schools: 58	Students: 1016


Participation/Coverage


Students

<div>GENDER</div> <div></div>	Boys				Girls			
	Number		%		Number		%	
	493		48.52		523		51.48	

<div>AREA</div> <div></div>	Rural				Urban			
	Number		%		Number		%	
	803		79.04		213		20.96	

<div>CATEGORY</div> <div></div>	SC		ST		OBC		GEN	
	Number	%	Number	%	Number	%	Number	%
	96	9.45	497	48.92	393	38.68	30	2.95

<div>CWSN</div> <div></div>	LD	VI	HI	S&LD	ID	Oth
	14	3	2	1	6	1

<div>Management</div> <div></div>	Government			Government-aided		
	Number		%	Number		%
	765		75.30	251		24.70

Average Performance of Students in Language (%)

Overall	Gender		Area		Management		Social Group			
	Male	Female	Rural	Urban	Govt.	Aided	SC	ST	OBC	GEN
62.43	62.08	62.75	61.24	66.92	62.97	60.77	58.13	61.50	64.05	70.22

Performance on Learning Outcomes (LOs)

Learning Outcomes	Description	Average Performance(%)
L504	Reads and comprehends independently storybooks, news items/ headlines, advertisements etc.	58.58
L508	Reads text with comprehension, locates details and sequence of events	64.35

Range of Performance of Students who Answered Correctly							
Below 30%		30% - 50%		50% - 75%		Above 75%	
Number	%	Number	%	Number	%	Number	%
68	6.69	207	20.37	445	43.80	296	29.13

Lowest Performing Learning Outcomes (LOs)

- 1 - Reads and comprehends independently storybooks, news items/ headlines, advertisements etc. (58.58)
- 2 - Reads text with comprehension, locates details and sequence of events (64.35)